


Govt. College, Narnaul



Student Satisfaction Survey

Key Indicator - 2.7.1

Under Criterion II of Teaching – Learning and Evaluation

Report for Session: 2017-18


Submitted to

**National Assessment and Accreditation Council
(NAAC)**

Briefing about Survey

Student Satisfaction Survey is conducted every year to know about the students' perception about Teaching – Learning and Evaluation, which will help to upgrade the quality of process followed in our institution. A Questionnaire including objective questions such as How much of the syllabus was covered in the class?, How well did the teachers prepare for the classes?, How well were the teachers able to communicate?, The teacher's approach to teaching can best be described as ? And it is distributed to the currently enrolled students of institution. One descriptive question provides opportunity for the students to give their observations / suggestions in a descriptive way to improve the overall teaching – learning experience in our institution. The questions in the questionnaire covers a wide array of skills involved in the teaching process which vary from teaching skills of the teacher, technical knowledge, effectiveness of communication, preparedness, doubt clearing skills and use of ICT, to overall approach to the educational process like motivation, interpersonal relationships, feedback, dynamically modifying teaching methodology to help weak students etc., The students' response is based on a scale 0 to 4. Highest positive response is rated as 4 and the lowest negative response is rated as 0. The approximate 350 students were chosen randomly to maintain objectivity in the entire process.

The response received by students were analyzed and utilized for the improvement in the teaching-learning environment in the institution.



Govt. College, Narnaul

Questionnaire

National Assessment and Accreditation Council
(NAAC) Student Satisfaction Survey

Key Indicator - 2.7.1

Under Criterion II of Teaching – Learning and Evaluation

Guidelines for Students

Govt. College, Narnaul is conducting a Student Satisfaction Survey regarding Teaching – Learning and Evaluation, which will help to upgrade the quality in higher education. A student will have to respond to all the questions given in the following format with her/his sincere effort and thought. Her/his identity will not be revealed.

A) Please confirm this is the first and only time you answer this survey for session: 2017-18

a) Yes

b) No

B) Age:

C) Gender: a) Female b) Male

c) Transgender

D) What degree program are you pursuing now?

a) Bachelor's

b) Master's

c) PGDCA

d) Other

E) What subject area are you currently pursuing?

a) Arts

b) Commerce

c) Science

d) Other

Instructions to fill the questionnaire

- All questions should be compulsorily attempted.
- Each question has multiple responses, choose the most appropriate one.
- The response to the qualitative question no. 11 is student's opportunity to give suggestions or improvements; she/he can also mention weaknesses of the institute here. (Kindly restrict your response to teaching learning process only)

1. How much of the syllabus was covered in the class?

4 – 85 to 100%

3 – 70 to 84%

2 – 55 to 69%

1 – 30 to 54%

0 – Below 30%

2. How well did the teachers prepare for the classes?

4 – Thoroughly

3 – Satisfactorily

2 – Poorly

1 – Indifferently

0 – Won't teach at all

3. The teacher's approach to teach in the class

4 – Excellent	3 – Very good	2 – Good
1 – Fair	0 – Poor	
4. The institution provides multiple opportunities to learn and grow.

4 – Strongly agree	3 – Agree	2 – Neutral
1 – Disagree	0 – Strongly disagree	
5. Teachers are able to identify your weaknesses and help you to overcome them.

4 – Every time	3 – Usually	2 – Occasionally/Sometimes
1 – Rarely	0 – Never	
6. The teachers identify your strengths and encourage you with providing right level of challenges.

4 – Fully	3 – Reasonably	2 – Partially
1 – Slightly	0 – Unable to	
7. The teachers illustrate the concepts through examples and applications.

4 – Every time	3 – Usually	2 – Occasionally/Sometimes
1 – Rarely	0 – Never	
8. Teachers encourage you to participate in extracurricular activities.

4 – Strongly agree	3 – Agree	2 – Neutral
1 – Disagree	0 – Strongly disagree	
9. The institution makes effort to engage students in the monitoring, review and continuous quality improvement of the teaching learning process.

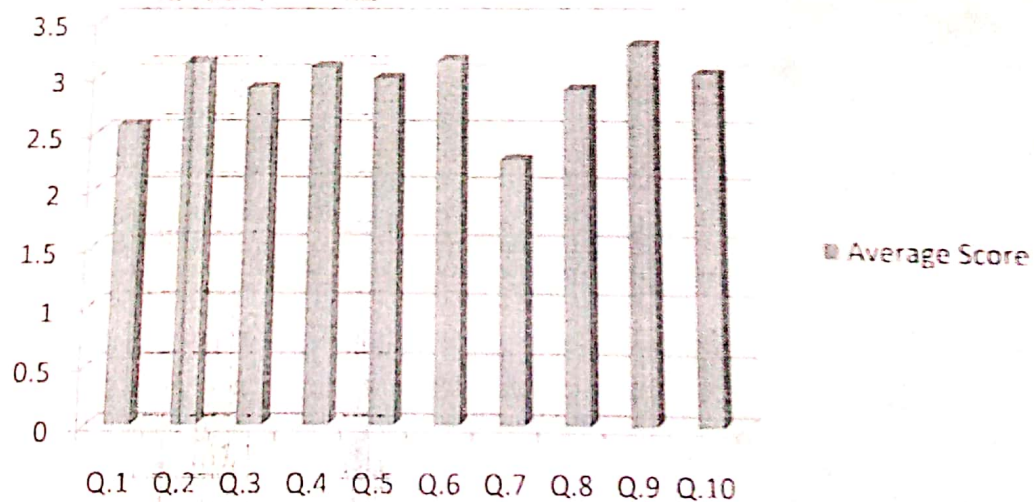
4 – Strongly agree	3 – Agree	2 – Neutral
1 – Disagree	0 – Strongly disagree	
10. The overall quality of teaching-learning process in your institute is very good.

4 – Strongly agree	3 – Agree	2 – Neutral
1 – Disagree	0 – Strongly disagree	
11. Give observations / suggestions to improve the overall teaching – learning experience in your institution.

Teaching – Learning and Evaluation

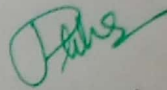
SL.No.	Question Numbers	Average Score
1	Q.1	2.56
2	Q.2	3.12
3	Q.3	2.89
4	Q.4	3.08
5	Q.5	2.98
6	Q.6	3.14
7	Q.7	2.26
8	Q.8	2.88
9	Q.9	3.28
10	Q.10	3.02

Average Score



Summary of the Survey

Students from all UG and PG program were participated in the survey and the responses received are analyzed for teaching learning evaluation. Responses to the open-ended question were also aggregated to find out the most common suggestion and criticisms emerging out of the survey. The analysis report was discussed in the staff council of the college, IQAC and among the all teaching staff members for the implementation of suggestions and best practices for the further improvement in the teaching learning process.


Principal
Principal
Govt. College
Narnaul